



PLASTIC WASTE MANAGEMENT IN MALAYSIA

NATIONAL SOLID WASTE MANAGEMENT DEPARTMENT
MINISTRY OF HOUSING AND LOCAL GOVERNMENT

5 NOVEMBER 2019

MALAYSIA NATIONAL STAKEHOLDER CONSULTATION ON MARINE LITTER | Klana Beach Resort, Port Dickson

TRANSFORMATION OF THE SOLID WASTE MANAGEMENT IN MALAYSIA



**BEFORE
FEDERALIZATION**



Local Authority

2006

Under Purview
Of Local Authority
Act 171

2011

Federalization and Privatization of
Solid Waste and Public
Cleansing Management
(Municipal Solid Waste)



2007

Solid Waste
and Public Cleansing
Management Act
(Act 672)



**AFTER
FEDERALIZATION**



Enforcement on
Separation at Source (ICI
& C&D Waste)

2018

2015

Enforcement on
Separation
At Source
(Household)



2020

40% Waste
Reduction to
Landfill

30%
Recycling
Rate

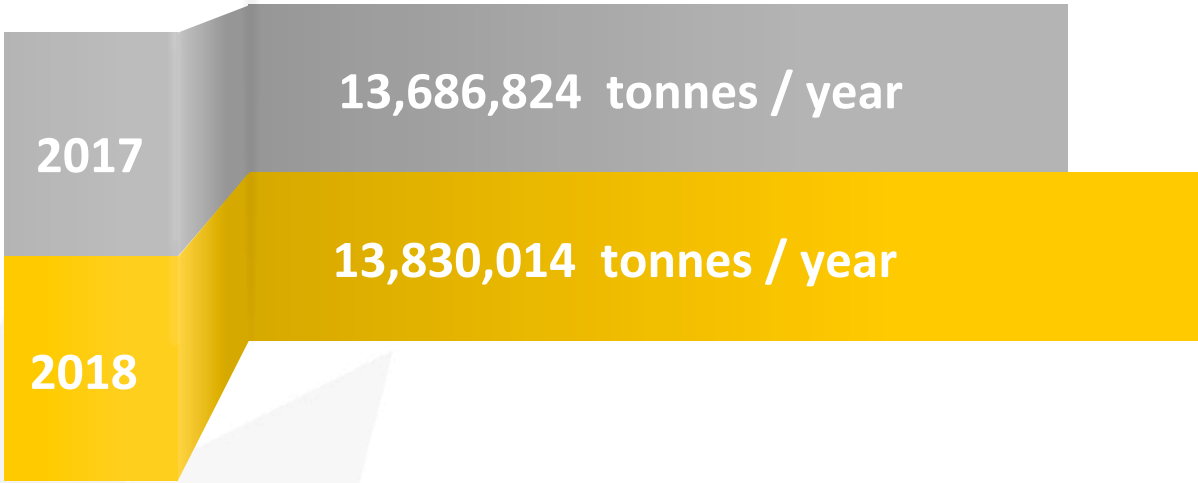
**THE WAY
FORWARD**



SOLID WASTE GENERATION IN MALAYSIA



- Increase Of Solid Waste Generation



1.17 kg / person / day
32 million population in 2018

SOLID WASTE COMPOSTION



44.5% Food Waste

13.2% Plastic

8.5% Paper

12.1% Diapers

5.8% Garden Waste

3.3% Glass

2.7% Metal

3.1% Textiles

1.6% Tetra Pak

1.8% Rubber

0.4% Leather


0.5% Others

1.4% Wood

1.3% HHW

Source : Survey on Solid Waste Composition, Characteristics & Existing Practices of Solid Waste Recycling in Malaysia,2012

RECYCLING RATE IN MALAYSIA



Study conducted by SWCorp

2017 Recycled - 2,865,071.00 Mt / year

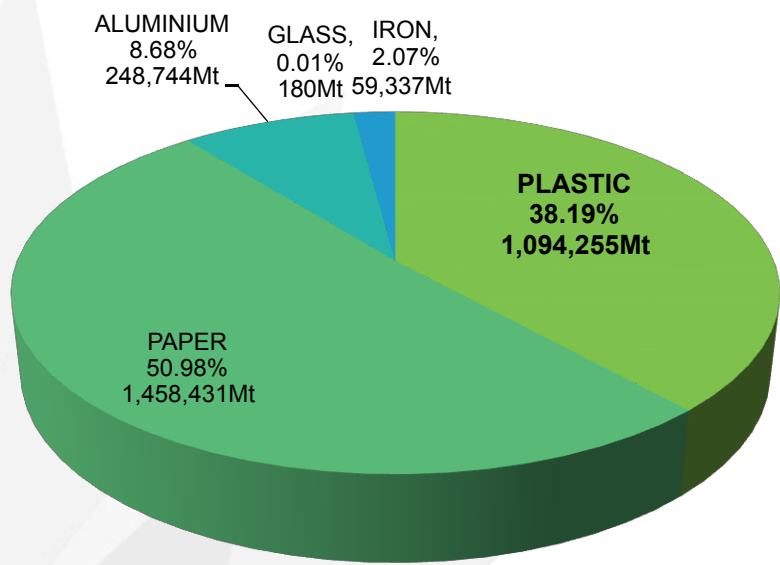
21%

2018 Recycled - 3,362,327.98 Mt / year

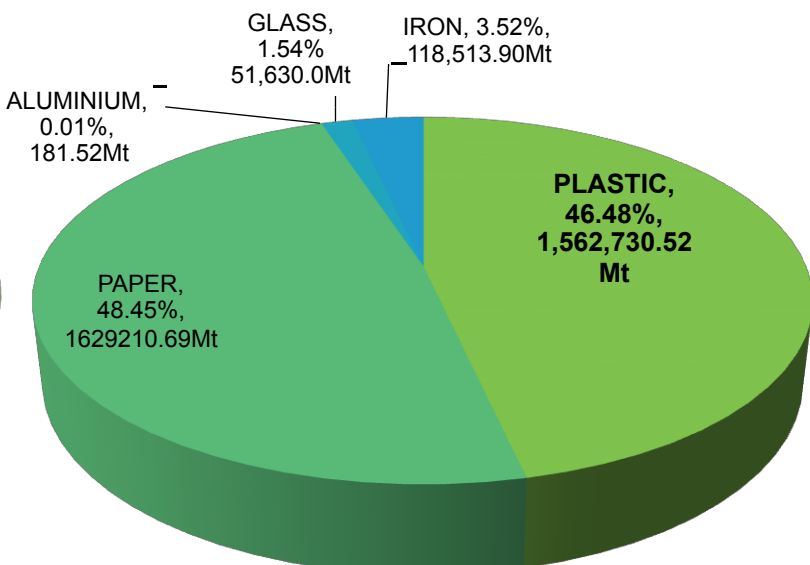
24.6%

2019 Recycled - 3,880,732.21 Mt / year

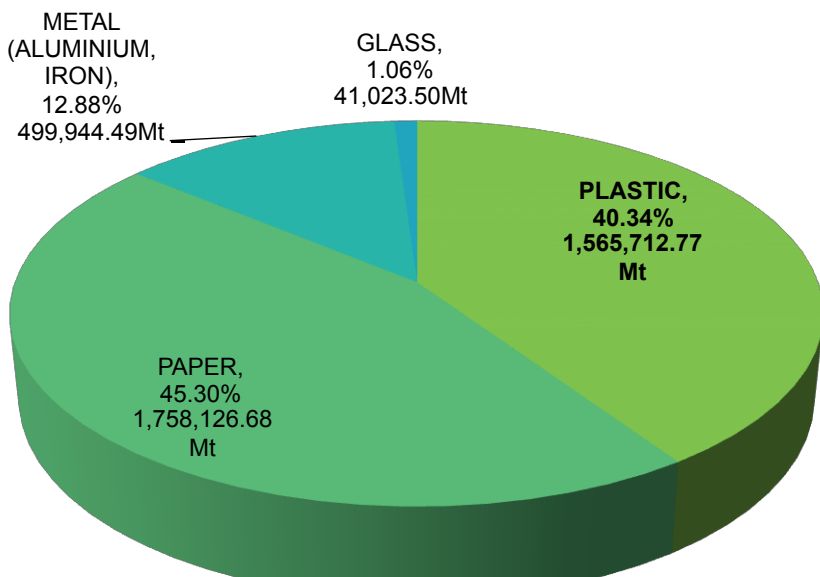
28.06%



% PLASTIC RECYCLING, 2017



% PLASTIC RECYCLING, 2018



% PLASTIC RECYCLING, 2019

Note: Result was presented to National Recycling Rate Committee and endorsed by the members - JPSPN, MITI, MESTECC, DOSM, DOE

ISSUES ON PLASTICS



Harmful to environment and oceans



Impacts to 700 species

Been found in more than 60% of seabirds
100% of sea turtle

Dealing with Plastic Waste



50% of plastic used once & throw away

Need 1000 Years to decompose

Human Health



Exposure to chemicals through the food chain

Alternatives



Lack of affordable alternatives

WHAT CAN WE DO WITH PLASTIC WASTE



Research: As an aggregate replacement in asphalt mixtures for road surfacing.



As fuel to the industry



Plastic Recycling Process



plastic resin



Plastic flakes



Produce diesel oil



Recover the energy

INITIATIVES TO MANAGE PLASTIC WASTE



Campaign by Government - MESTECC, KPKT, KWP




National Recycling Day

PerKISS

Waste To Art Competition

Modul 3R



Commercial, Industrial, & Institutional Solid Waste Regulations 2018 - Separation At Source

INITIATIVES TO MANAGE PLASTIC WASTE



**Public
Cleansing**

Grass Cutting

Road
Sweeping

Drain
Cleansing

Beach
Cleansing

Public Places
Cleansing

EISB

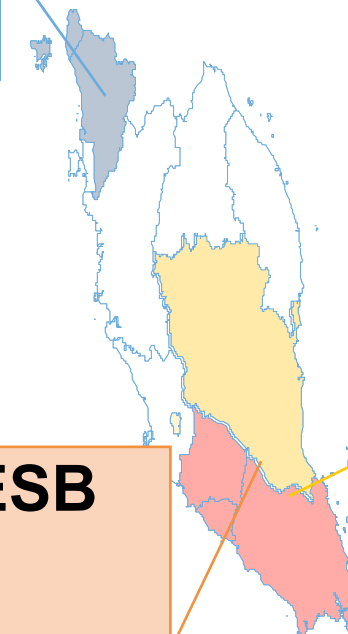
- Kedah
- Perlis

AFSB

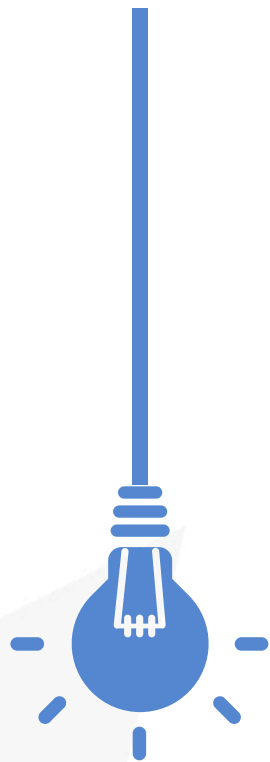
- WP KL
- WP Putrajaya
- Pahang

SWMESB

- Johor
- Negeri Sembilan
- Melaka




WAY FORWARD




**CONTINUOUS
CAMPAIGN &
AWARENESS**

Continuous CEPA




**INTEGRATED
WASTE
MANAGEMENT
FACILITIES**

Towards Zero Waste Direct to Landfill



**WASTE-TO-ENERGY
(WTE) FACILITIES**



**EXTENDED
PRODUCER
RESPONSIBILITY
(EPR)**

Towards Circular Economy



THANK YOU

Prepared by;

**NATIONAL SOLID WASTE MANAGEMENT DEPARTMENT
MINISTRY OF HOUSING AND LOCAL GOVERNMENT**

5 NOVEMBER 2019

MALAYSIA NATIONAL STAKEHOLDER CONSULTATION ON MARINE LITTER I Klana Beach Resort, Port Dickson